

# 7 STEPS TO RESPOND TO OPIOID OVERDOSE WITH PRENOXAD

(Injectable naloxone)

# 7 STEPS TO RESPOND TO OPIOID OVERDOSE WITH PRENOXAD

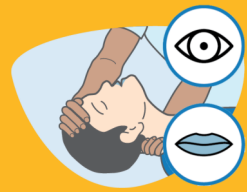
(Injectable naloxone)



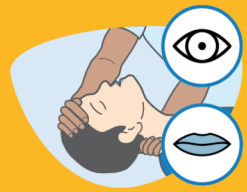
**1 DANGER**  
Check the area is safe.



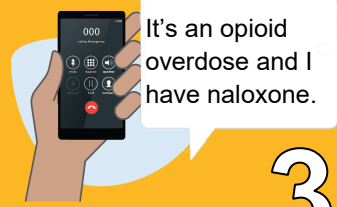
**1 DANGER**  
Check the area is safe.



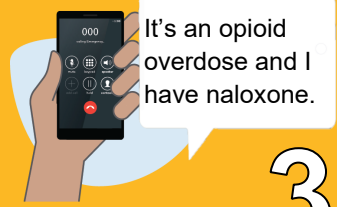
**2 RESPONSE**  
Check for signs of overdose.  
Are they breathing?



**2 RESPONSE**  
Check for signs of overdose.  
Are they breathing?



**3 SEND FOR HELP**  
Call triple zero (000).  
Tell them it's an overdose and you have naloxone.



**3 SEND FOR HELP**  
Call triple zero (000).  
Tell them it's an overdose and you have naloxone.



**4 AIRWAY**  
Make sure airway is open and clear.



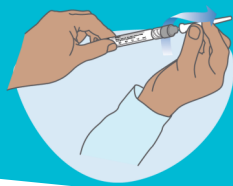
**4 AIRWAY**  
Make sure airway is open and clear.



**5 BREATHING**  
If not breathing normally, give 2 rescue breaths.



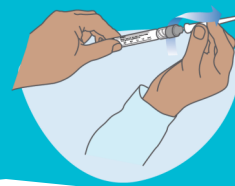
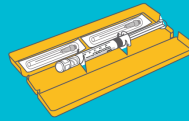
**5 BREATHING**  
If not breathing normally, give 2 rescue breaths.



6

## NALOXONE

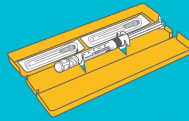
Twist to open Prenoxad box.  
Screw needle onto prefilled syringe.  
Hold syringe like a dart.



6

## NALOXONE

Twist to open Prenoxad box.  
Screw needle onto prefilled syringe.  
Hold syringe like a dart.



Insert needle at a 90 degree angle into outer thigh or upper arm as far as it will go.  
Push plunger to black line (choose 1 to 5 doses).



Insert needle at a 90 degree angle into outer thigh or upper arm as far as it will go.  
Push plunger to black line (choose 1 to 5 doses).



7

## CPR

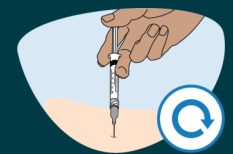
Start a cycle of CPR:  
2 breaths + 30 compressions, 5 times.  
Help them breathe until the Prenoxad starts working (2 to 5 minutes).



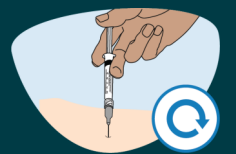
7

## CPR

Start a cycle of CPR:  
2 breaths + 30 compressions, 5 times.  
Help them breathe until the Prenoxad starts working (2 to 5 minutes).



Repeat step 6 and 7 until the person responds or Paramedics arrive.  
It is always safe to give additional doses of Prenoxad.  
If you have no more Prenoxad, continue CPR.



Repeat step 6 and 7 until the person responds or Paramedics arrive.  
It is always safe to give additional doses of Prenoxad.  
If you have no more Prenoxad, continue CPR.

## AFTERCARE



Move person into recovery position.  
Stay with the person until Paramedics arrive.  
Don't leave them alone.  
Continue to check breathing.  
Repeat step 6 and 7 if overdose returns.



## AFTERCARE

Move person into recovery position.  
Stay with the person until Paramedics arrive.  
Don't leave them alone.  
Continue to check breathing.  
Repeat step 6 and 7 if overdose returns.

