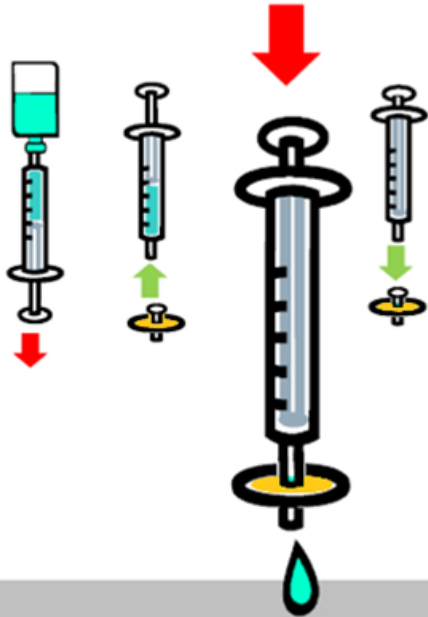


WET THE FILTER

1. Draw 1-2mls of sterile water into the barrel.
2. Attach the wheel filter.
3. Push a little water through the filter.
4. Detach the filter and set it aside.



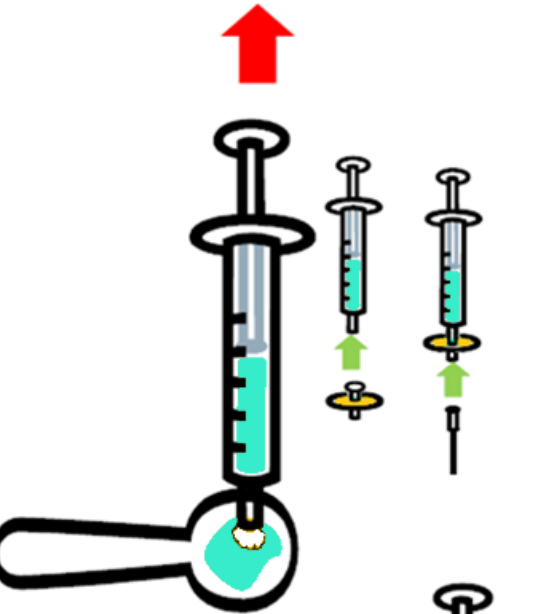
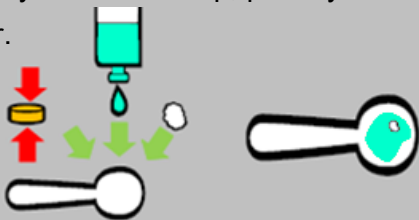
MIX UP

Swab your spoon first

Crush your tablet as fine as possible.

Mix up with 2-3mls of sterile water.

After you've mixed up, put in your cotton filter.



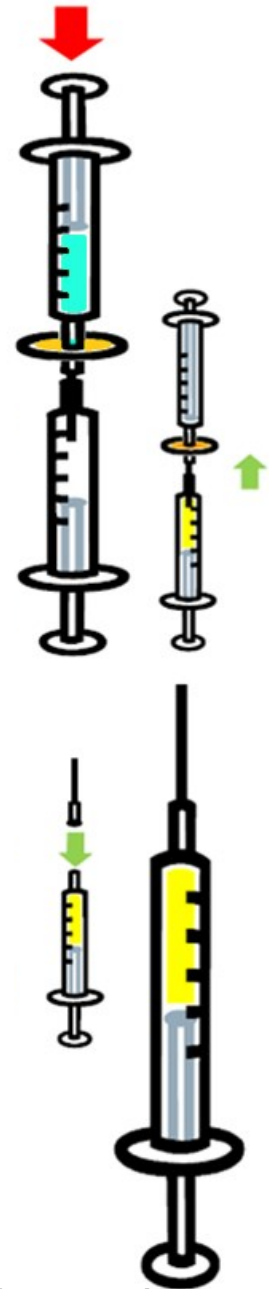
LOAD YOUR MIX

1. Suck your mix into a barrel through your cotton wool filter.
2. Attach the wheel filter to the barrel.
3. Attach a drawing up needle to the wheel filter.
4. Take a new barrel, make some room by pulling the plunger back, then insert the needle into the front end of this barrel.



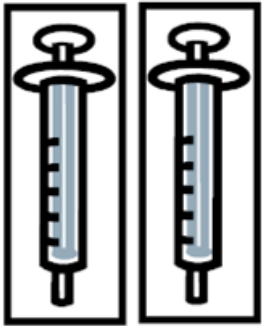
FILTER YOUR MIX

1. Slowly push your mix through the wheel filter and into the empty barrel.
2. Pull the drawing up needle out of the barrel and dispose of the needle, the wheel filter and the barrel attached to it.
3. Attached a sharp needle to the barrel with the mix in it.
4. Your mix is now ready to inject.
5. ENJOY!



If you are still unsure, please watch the YouTube video; "How to use a wheel filter - ReGen" on YouTube


You will need



2 x fresh syringe barrels



1 x Wheel Filter



1 x Ampoule of Sterile water



1 x Drawing Up Needle

1 x Sharp Needle (for injecting)



1 x Spoon



1 x small, (pea-sized) cotton filter

Drugs

Why use a Wheel Filter?

Filtering your drugs will reduce the damage that injecting can do to your body. Using a wheel filter will remove most of the stuff that isn't supposed to be injected, so you get a cleaner and safer taste. This is especially important if you inject pills.

Tablets are designed to be swallowed, not injected. This means that they contain some substances that are OK to swallow, but dangerous to inject. These substances can include chalk, wax, flour or plastics.

“Bacterial Filters”

Blue 0.2 micron (0.2 μ) Wheel Filters are the finest filter available at Peer Based Harm Reduction WA. The 0.2 micron blue filter will remove any harmful particles, as well as any fungi and most bacteria that could be present in your mix. This filter works best with mixes that are not too gluggy or thick. If what you are injecting is not sterile (or if it may have been in someone's mouth), you can use a blue filter to get rid of any bugs.

“Pill Filters”

Yellow 0.45 micron (0.45 μ) Wheel Filters remove any particles bigger than 0.45 microns (over 100 times finer than home-made cotton wool or cigarette filters).

A yellow filter is strongly recommended when mixing up and injecting pills to remove the chalk, wax, flour and other particles of pill base.

Peer Based Harm Reduction WA would like to thank Healthworks for kindly allowing us to use the illustrations in this guide.

How To Use A Wheel Filter



PERTH

22/7 Aberdeen Street
P: (08) 9325 8387

BUNBURY

97 Spencer Street
P: (08) 9791 6699

info@harmreductionwa.org
www.harmreductionwa.org