
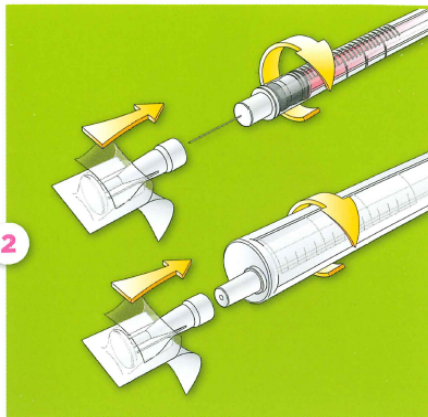


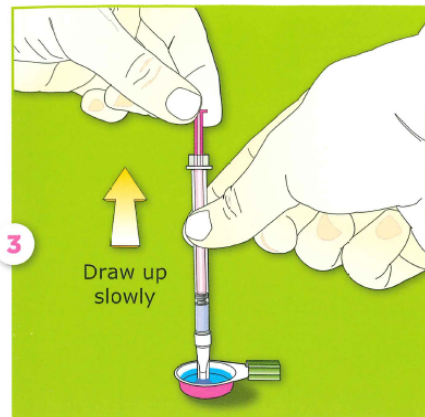
instructions for use



- Wash your hands and injection site.
- Prepare your drugs.
- Open the Sterifilt's blister, take care **not to touch the membrane**.



- Attach the Sterifilt to the syringe. If you use a syringe without attached needle, the Sterifilt fits where the needle goes.
- Push and twist the Sterifilt onto the syringe to obtain a firm, airtight seal.



- **Slowly pull back the plunger.** Otherwise, you'll just draw up air.
- **Desinfect the injection site.**
- Remove the Sterifilt from the syringe.

The sterifilt is a single-use sterile filter that is much cleaner and safer than homemade filters.

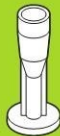
It catches more particles and lets virtually all of the drug pass through.

Using the sterifilt prevents infections.
Sharing filters spreads hepatitis C.



Never touch
the membrane
of the sterifilt

For single
use only



Never touch
the membrane
of the sterifilt

For single
use only

Exchange Supplies, 1 Great Western Industrial Centre,
Dorchester, Dorset DT1 1RD

Tel: 01305 262244 Fax: 01305 262255

Email: info@exchangesupplies.org

Sterifilt

Sterifilts manufactured in France for Apothicom.
Distributed in the UK by Exchange Supplies.

**EXCHANGE
SUPPLIES**

using the sterifilt

STERILE EO



The sterifilt is a single-use sterile filter that is much cleaner and safer than homemade filters: it catches more particles and lets virtually all of the drug pass through.

exchangesupplies.org