

A detailed illustration of two cockatoos perched on a dark, textured branch. The cockatoo in the foreground is shown in profile, facing left, with its head turned slightly towards the viewer. It has a large, white, hooked beak and a crest of white feathers. Its body is covered in dark, iridescent feathers with hints of red and blue. The second cockatoo is partially visible in the upper left corner, also facing left. The background consists of a light-colored wall with a grid of dark lines, suggesting a tiled surface. The overall style is realistic with a focus on the textures of the feathers and the branch.

ANNUAL  
REPORT

# PEER BASED HARM REDUCTION WA

2021 / 2022

KARRAK - STREET ART BY JAMES GIDDY  
FOREST SQUARE, SUBIACO



In memory of our valued community members, Kelly, Anne and Dean.  
Lives that matter.

# C O N T E N T S

2	C H I E F   E X E C U T I V E O F F I C E R ' S R E P O R T
3	T R E A S U R E R ' S   R E P O R T
4	F I N A N C E
6	N S E P
8	O U T R E A C H
9	H E A L T H   C L I N I C
1 0	P B H R W A   B U N B U R Y

# CHAIRPERSON & CHIEF EXECUTIVE OFFICER COMBINED REPORT

It is our privilege to again this year present the combined Chairperson and Chief Executive Officer report for the 2021-2022 financial year on behalf of Peer Based Harm Reduction WA's Committee of Management (the COM) and the volunteers, staff and management of the organisation. Despite the ongoing impact of COVID-19 restrictions during this year we have continued to grow the way we provide services to people who inject drugs and support the international goal of eliminating hepatitis C by 2030.

A new Strategic Plan was approved by the COM during this year outlining our values/principles and strategic priorities detailed below:

## VALUES / PRINCIPLES

COMMUNITY OWNERSHIP AND ACCOUNTABILITY

DIVERSITY AND SOCIAL INCLUSION

HEALTH AND WELL-BEING

PARTICIPATION AND VOICE - 'NOTHING ABOUT  
US WITHOUT US'

PARTNERSHIPS AND COLLABORATIONS

CONTINUOUS IMPROVEMENT

## STRATEGIC PRIORITIES

PROVIDE A RANGE OF HARM REDUCTION  
APPROACHES FOR THE DRUG USING COMMUNITY  
IN WA

PROVIDE ACCESSIBLE AND RELEVANT HEALTH  
SERVICES FOR PEOPLE WHO INJECT DRUGS

REPRESENT AND ADVOCATE FOR THE NEEDS AND  
PRIORITIES OF PEOPLE WHO USE DRUGS

BE A STRONG AND RESPONSIVE ORGANISATION,  
ACCOUNTABLE TO OUR COMMUNITY AND FUNDERS

We would like to take this opportunity to thank all staff and volunteers for their ongoing commitment and passion for the work we do for our community.

# TREASURER'S REPORT

Peer Based Harm Reduction WA would like to express its thanks to the State Government departments (the Health Department Communicable Diseases Control Directorate and the Mental Health Commission) and the Burnet Institute for their support of Peer Based Harm Reduction WA through funding grants over the past financial year.

The grant funds received for 2021 - 2022 were \$2,048,332.

The audited financial statements are enclosed in the annual report. The financial statements outline the financial performance and position for the 2021-2022 financial year. As is reflected in the Statement of Financial Performance PBHRWA completes the year with a surplus of \$142,073. It is therefore with pleasure that I present to the Members the 2021- 2022 audited accounts.

I would like to take this opportunity to thank the Finance team for their diligence and dedicated work throughout the year, and their work to encompass the expanded mobile programs, and to Nexia Australia for their auditing services, support and advice.

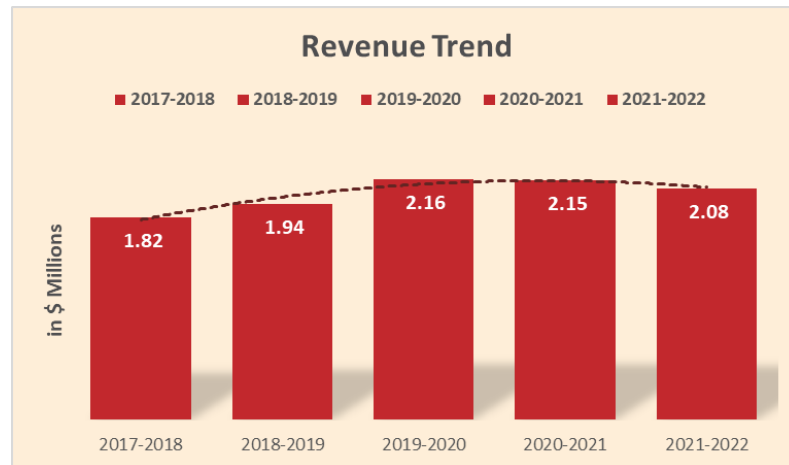
We look forward to another successful year ahead.

Hamish Dobie  
Treasurer



# FINANCE

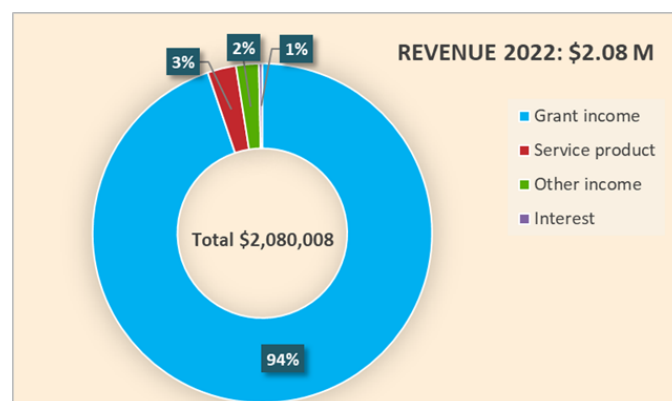
## P B H R W A ' S O P E R A T I N G R E V E N U E



- There were no significant changes in the state of affairs of the Association during financial year 2021-2022.
- Operating Revenue in 2022 was \$2.08M with no real movement against prior year.
- More than \$260K increase over 5 years or 2.9% per annum.

## P B H R W A ' S R E V E N U E S O U R C E 2 0 2 2

Grants funding remains as the primary revenue source of Peer Based Harm Reduction WA services and represented 94% of the total revenue in FY2022.



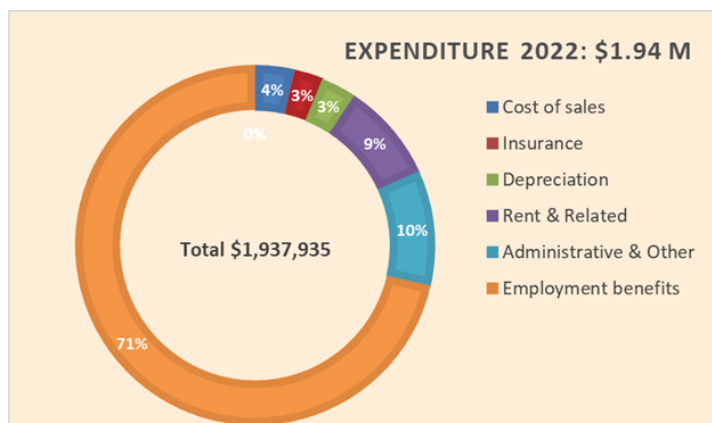
# FINANCE

The association service programs funding stakeholders by size:

- WA Department of Health - 90%
- Mental Health Commission - 8%
- Other - 2%

Source	\$ AUD	
	2021-2022	2020-2021
Grant income	1,971,751	1,949,120
Service product	56,480	61,116
Other income	45,133	127,921
Interest	6,644	7,669
<b>Total Revenue</b>	<b>2,080,008</b>	<b>2,145,826</b>

## P B H R W A ' S T O T A L E X P E N D I T U R E 2 0 2 2



Employment expense is the Association's largest expenditure item representing 71% (2021 73%) or \$1.38 million against the total organisation overheads in 2022 with twenty two employees.

Type	\$ AUD	
	2021-2022	2020-2021
Cost of sales	68,032	56,033
Insurance	50,615	50,743
Depreciation	62,136	92,544
Rent & related	172,300	167,155
Administrative	201,505	167,124
Employment benefits	1,383,347	1,443,572
<b>Total Expenditure</b>	<b>1,937,935</b>	<b>1,977,171</b>

Note: Our annual audited Financial Report 2022 can be downloaded through the ACNC Charity Register listing at [www.acnc.gov.au](http://www.acnc.gov.au) and is also available upon request.





# N S E P

## D I S T R I B U T I O N

Year	Distribution	% Increase compared to previous year	Occasions of service	% Increase compared to previous year
<b>2021/22</b>	<b>1,750,000</b>	<b>-8.0%</b>	<b>16,000</b>	<b>-4.0%</b>
<b>2020/21</b>	<b>1,900,750</b>	<b>-8.0%</b>	<b>16,600</b>	<b>-23.0%</b>
<b>2019/20</b>	<b>2,070,400</b>	<b>+4.5%</b>	<b>21,500</b>	<b>+7.5%</b>
<b>2018/19</b>	<b>1,980,000</b>	<b>+2.0%</b>	<b>20,000</b>	<b>+11.0%</b>
<b>2017/18</b>	<b>1,940,000</b>	<b>+2.0%</b>	<b>18,000</b>	<b>+24.0%</b>
<b>2016/17</b>	<b>1,900,000</b>	<b>0.0%</b>	<b>14,500</b>	<b>+11.5%</b>

1,773,795 pieces of sterile injecting equipment in over 15,722 consumer interactions.

## I N J E C T I O N I N F E C T I O N M O N T H

Injection Infection month continues to demonstrate the percentage of consumers requesting extra free equipment, and the reported re-use of equipment, declining between week one and week four.



**Injection Infection Month**

**40%** of people who used the exchange last year reported reusing their fits

**Reduce your risk of infection**

**Don't run out, grab some extra equipment!**

**5 FREE STERIFILTS**  
**FREE NEEDLES & SYRINGES**  
**For a whole month!**

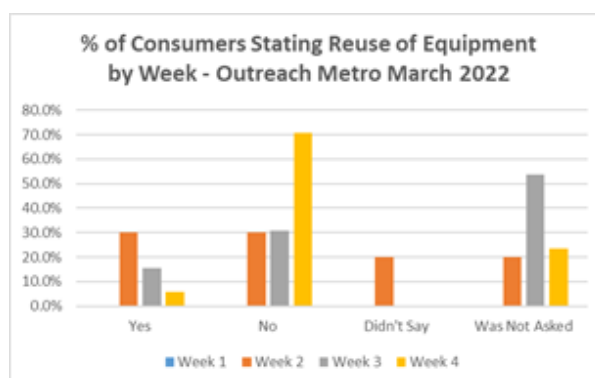
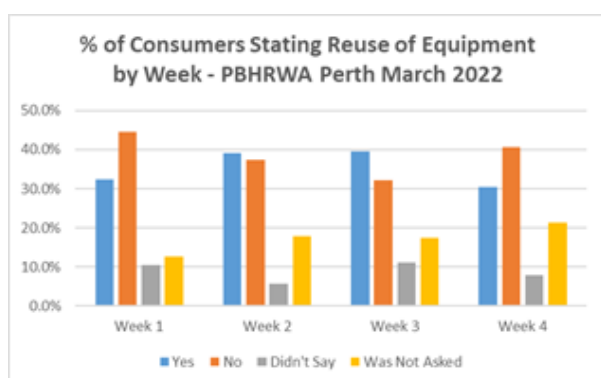
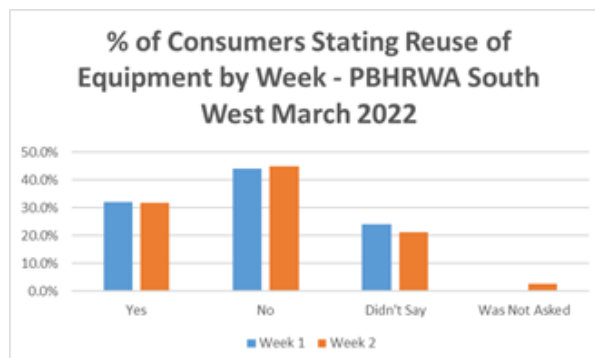
peer based harm reduction wa

Supported by Apothicom

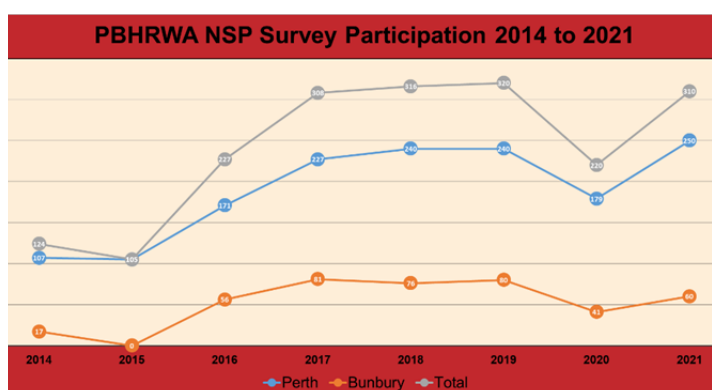


# N S E P

In March 2022, injection infection month saw the highest level of filter and resource distribution. 2,160 Sterifilts and 3,853 resources were distributed, in 432 resource packs, containing safer injection, harm reduction and PBHRWA service information.



## FINGER PRICK SURVEY



In 2021, Peer Based Harm Reduction WA saw a return to a pre-pandemic level of participation in the annual Australian NSP 'Finger Prick' Survey.

Location	2017 Surveys	2018 Surveys	2019 Surveys	2020 Surveys	2021 Surveys
Perth	227	240	240	179	250
South West	81	76	80	41	60
<b>TOTAL</b>	<b>308</b>	<b>316</b>	<b>320</b>	<b>220</b>	<b>310</b>

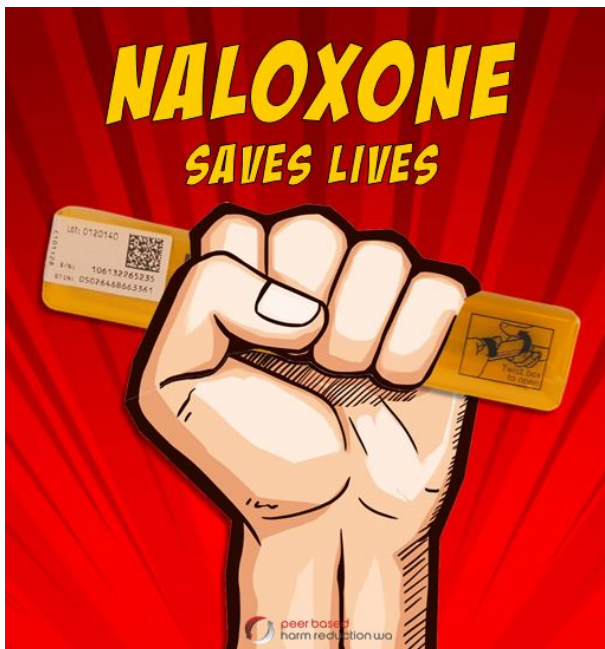
# O U T R E A C H

## O U T R E A C H N S E P S E R V I C E

Outreach makes all of our services more accessible by addressing some of the barriers faced by people who use drugs. Outreach team members are peer workers based at our Perth and Bunbury fixed-sites, who 'home-deliver' NSEP throughout the 6,500 km<sup>2</sup> of the greater Perth Metropolitan Area and 24,000 km<sup>2</sup> of the South West Region. From July 2021 to June 2022, PBHRWA Outreach NSEP workers provided 316,681 sterile needles and syringes directly to 1159 people in their homes. During the same time period, outreach workers collected 333,065 pieces of used injecting equipment, (which means that for every 100 pieces of sterile equipment we provided, we removed 103 pieces of used equipment from our communities).



## O V E R D O S E P R E V E N T I O N A N D M A N A G E M E N T P R O G R A M & P E E R N A L O X O N E P R O J E C T



PBHRWA provides education about how to recognise and respond to opioid overdose, and also provides naloxone kits to people who are at-risk of witnessing or suffering overdose. From July 2021 to June 2022 we provided 995 naloxone kits via brief, one-on-one education sessions to 403 people. 80% of the people we provided naloxone report having used it to respond to an overdose. Of note, during this year Outreach NSEP workers provided naloxone to 86 people who reside in outer metropolitan areas or in the South West Region. Many of these people would be unable to access naloxone without an

outreach service to provide it. In the next year we will be trialing several new service models to further increase the accessibility of this life-saving intervention.

# HEALTH CLINIC

A total of 963 consultations were undertaken during the period July 2021-June 2022. Of these, 613 were returning clients and 350 were new patients. The Perth clinic saw approximately 70% of these patients. A total of 16 patients in Perth and the South West were commenced on HCV treatment. There has been a decline in the number of people who have commenced HCV treatment, however it is expected that these treatment numbers will increase during the next year because of some new initiatives aimed at increasing numbers of people who will be able to initiate treatment.

The Syphilis project funded by the Health Department of WA was a great success and saw the integration of syphilis point of care testing into normal clinical activities. The acquisition of the Perth mobile van as part of the syphilis project demonstrated that outreach in community settings was a viable and effective way of testing and treating in the community.

The mobile van will continue to be an integral component of the way health care is delivered by Peer Based Harm Reduction.



## HCV CASE MANAGEMENT

730 occasions of service with PBHRWA consumers were provided by the Perth Hepatitis C Case Management worker during the period July 2021-June 2022. Of these occasions, 631 were with returning consumers and 99 were with new consumers. Nine consumers commenced HCV treatment and then subsequently received individualized treatment journey support provided by the HCV Case Management worker. The ability to continue to provide Rapid HCV Viral Load Finger-Prick testing has seen the HCV Case Management

worker engage with many new and returning consumers and educate them around BBV transmission risks and further inform them about the availability, efficacy and provision of HCV treatment here at PBHRWA.

INTERVENTION THEME	TOTAL
HCV Case Management weekly check-in	226
Home visit attended	73
Home visit attempted	8
HCV Rx commencement provided by HCV CM	9
HCV Rx meds delivered by HCV CM offsite	15
HCV Rx meds provided by HCV CM onsite	18
Venipuncture conducted/supported	30
Rapid HCV VL Finger-Prick tests conducted	93
HCV Treatment education	263
HCV Clinic apt/Outreach Clinic home visit reschedule/reminder	543



## PEER BASED HARM REDUCTION WA BUNBURY

Our South West consumer base is made up of small communities. Over time, staff are able to build open and honest relationships. As a result, the Bunbury NSEP, South West Mobile NSEP and Outreach services are able to provide specific support which can have a unique impact on individuals.

Support comes in many forms. From informal chats about their day to providing education and advice.

Our Health Clinic and Nurse can assist with health related concerns and facilitate engagement with a General Practitioner, known to our service, who can provide ongoing nonjudgmental care.

Our Hepatitis C Case Management worker can address each consumer's individual needs to foster the best opportunity for the successful completion of treatment for hepatitis C.

We provide daily medication reminders and weekly check-ins that help to keep our consumers on track. If the needs of the consumer change during the treatment period, we adapt the level of support we are providing.

We strive to work as a close-knit team with great communication. We are proud to provide the services we have all worked hard to build.



---

---