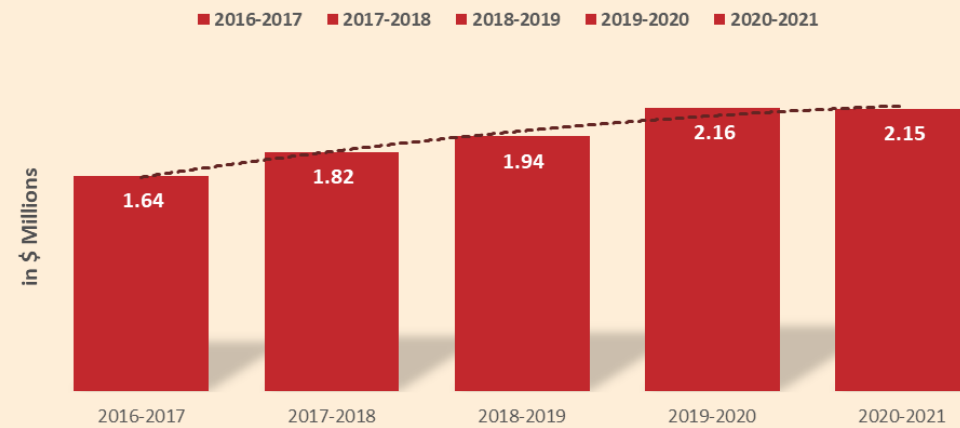


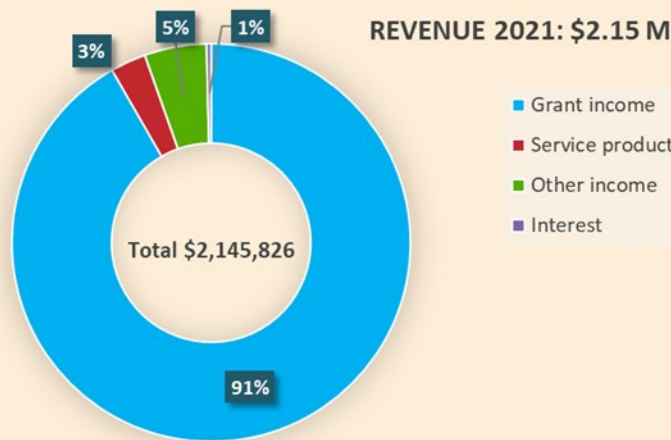
# Financial Snapshots for FY 2019

## Revenue Trend



There were no significant changes in the state of affairs of the Association during financial year 2020-2021.

Operating Revenue in 2021 was \$2.15M with no real movement against prior year. More than \$500K increase over 5 years or 6.1% per annum.

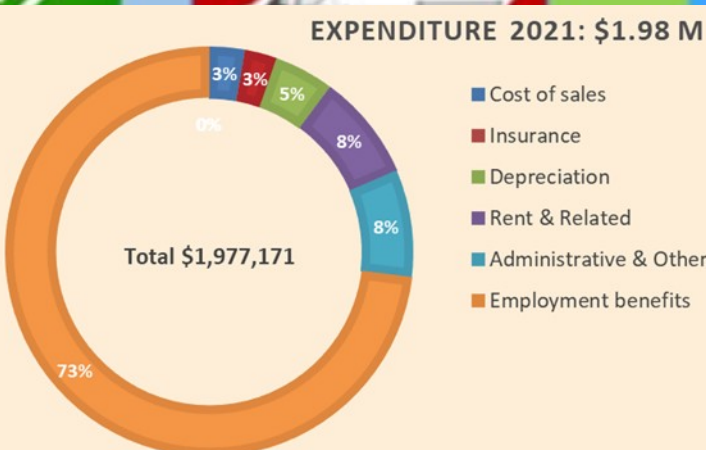


	\$ AUD	
Source	2020-2021	2019-2020
Grant income	1,949,120	1,982,282
Service product	61,116	51,655
Other income	127,921	94,881
Interest	7,669	27,097
<b>Total Revenue</b>	<b>2,145,826</b>	<b>2,155,915</b>

Grants funding remain as the primary revenue source of Peer Based Harm Reduction WA services and represented 91% of the total revenue in FY2021.

### The Associations service program funding:

The Department of Health WA - 80% , WA Primary Health Alliance - 9%, The Mental Health Commission WA - 8%, Other - 3%



	\$ AUD	
Type	2020-2021	2019-2020
Cost of sales	56,033	67,135
Insurance	50,743	58,851
Depreciation	92,544	79,958
Rent & related	167,155	169,833
Administrative	167,124	180,726
Employment benefits	1,443,572	1,436,593
<b>Total Expenditure</b>	<b>1,977,171</b>	<b>1,993,096</b>

Employment expense is the Association's largest expenditure item representing 73% (2020 72%) or \$1.44 million against the total organisation overheads in 2021 with twenty four employees.

Note: Our annual audited Financial Report 2021 can be downloaded thru the ACNC Charity Register listing at [www.acnc.gov.au](http://www.acnc.gov.au) and is also available on request.

## Chairperson & Chief Executive Officer Combined Report

Dear Member,

It is our privilege to present the combined Chairperson and Chief Executive Officer's report on behalf of Peer Based Harm Reduction WA's Committee of Management ("the COM") and the volunteers, staff and management of the organisation. We have continued to grow the way we provide services to people who inject drugs and support the International goal of eliminating hepatitis C by 2030. Throughout this year, Peer Based Harm Reduction WA has continued to develop and enhance partnerships with key State and National organisations, including key Peak Bodies and we have enhanced our collaborations with key research bodies over the course of this year.

The 2020 - 2021 financial year has been very busy and productive, while we continued to respond to the challenges of uncertainty related to the COVID-19 pandemic. In addition to our core funding from the Health Department of WA, through the Sexual Health and Blood Borne Virus Program we have continued to deliver on an additional grant through the Health Department of WA for the expansion of operating hours in the South West. We continued our funding through the Western Australian Primary Health Alliance during this year, noting this funding ceased at the end of the financial year. We maintain our contract with the Mental Health Commission to provide the Peer Naloxone Project and the Overdose Prevention and Management project. We have continued to receive funding through the Burnett Institute for the hepatitis C Peer Education project. We would like to acknowledge these funding bodies, enabling Peer Based Harm Reduction WA to provide a range of unique services for our community. The COM has ensured that Peer Based Harm Reduction WA continues to work within its Strategic Plan, meet its obligations, manage its finances, and operate transparently, as well as maintaining its quality management system certification. We would like to take this opportunity to thank the COM members for their support and diligent oversight of the organisation.

On behalf of the COM, the management and staff we would like to sincerely thank the Finance Manager, Sai Thia and our Finance Officer, Stevie Davies for their diligent commitment and tireless efforts, particularly through the challenging periods as a result of COVID-19 restrictions, to ensure the positive financial outcomes and systems improvements achieved over the 2020 - 2021 financial year.

## Treasurers Report

We would like to express our thanks to the State Government departments (the Health Department Communicable Diseases Control Directorate and the Mental Health Commission), Burnett Institute and the Western Australian Primary Health Alliance for their support of Peer Based Harm Reduction WA through funding grants over the past financial year. The grant funds received for 2020 - 2021 were \$2,217,579.

The audited financial statements are enclosed in the annual report. The financial statements outline the financial performance and position for the 2020-2021 financial year. As is reflected in the Statement of Financial Performance PBHRWA completes the year with a surplus of \$168,655. It is therefore with pleasure that I present to the Members the 2020-2021 audited accounts.

I would like to take this opportunity to thank the Finance team for the diligence and dedicated work throughout what has been a difficult year, caused by the COVID-19 pandemic and subsequent disruptions, and Nexia Australia for their auditing services, support and advice.

We look forward to another successful year ahead.

Hamish Dobie

Treasurer

NSEP Report  
Distribution

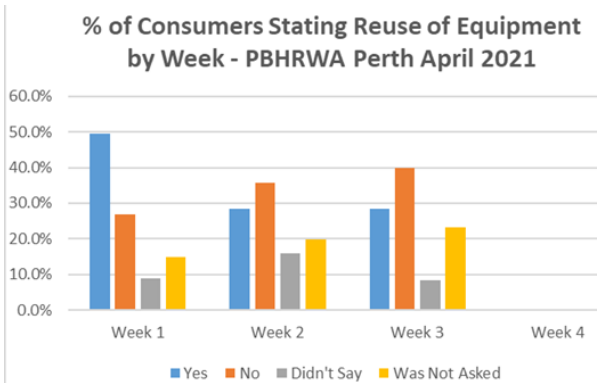
Year	Distribution	% > compared to previous year	Occasions of service	% > compared to previous year
2020/21	1,900,750	-8.0%	16,600	-23.0%
2019/20	2,070,400	+4.5%	21,500	+7.5%
2018/19	1,980,000	+2.0%	20,000	+11.0%
2017/18	1,940,000	+2.0%	18,000	+24.0%
2016/17	1,900,000	0.0%	14,500	+11.5%

1,900,750 pieces of sterile injecting equipment in over 16,600 consumer interactions.

Injection Infection Month

Injection Infection month continues to demonstrate the number of consumers requesting extra free equipment and the reported re-use of equipment declining over the four week period.

In March 2021 injection infection month was discontinued after three weeks due to WA COVID-19 lockdowns. As a result we focused on consumer education regarding changes in process and current advice in relation to the COVID-19. We promoted extra supplies of equipment to ensure consumers where prepared in-case of isolation, quarantine or interruptions to the service.



Finger Prick Survey

Peer Based Harm Reduction WA has continued to increase participation in the annual Australian NSP 'Finger Prick' Survey. In 2020, the impact of COVID-19 restrictions led to the first reduction in participation in the ANSPS by PBHRWA consumers since 2015.

Outreach Report  
Outreach NSEP service

Our Outreach service 'home-delivers' NSEP in the Perth Metro and South West regions to help overcome some of the barriers to access. These services cover 2,500 km<sup>2</sup> in the metro area and 24,000 km<sup>2</sup> in the South West.

From July 2020 to June 2021, Outreach Metro and SW provided 391213 needles & syringes directly to 1323 people in their homes. This is a 7.5% increase in the amount of equipment distributed, and a 10.4% increase in the number of consumers we helped to access sterile equipment, compared with the previous year 183 new consumers engaged with the service during this time.

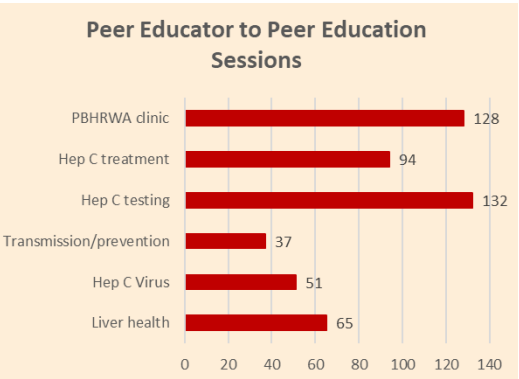
Overdose Prevention and Management Program (OPAM) & Peer Naloxone Project

During this year outreach NSEP has provided naloxone to 61 people in the outer metro area and South West region who might otherwise have been unable to access it. In total, from July 2020 to June 2021 we provided 758 naloxone devices to 372 people from our fixed sites, MNSEP and outreach. More of our staff members have been authorised to supply naloxone via brief education, further increasing access for our consumers.

COVID-19 restrictions and state and international border closures have impacted drug supply in Western Australia. Fluctuations in heroin availability and purity are reflected in our naloxone distribution figures. During the next six months OPAM will be recruiting new peer educators in the outer Perth metropolitan area and the South West.

Hepatitis C Peer Harm Reduction Education (Hep C PHRE)

During the latest reporting period peer educators have conducted 169 peer-to-peer education sessions. Of the 169 peers reached, 118 (70%) said that being approached about hepatitis C by a peer rather than a health professional made a positive difference. Of the 169 peers reached, 51 (30.2%) provided their contact details for referral, 33 were contactable. 18 peer referrals (54.5% of those contactable) resulted in appointments with us for hepatitis C testing and/or treatment.



Hepatitis C Case Management (HCV Case Management)

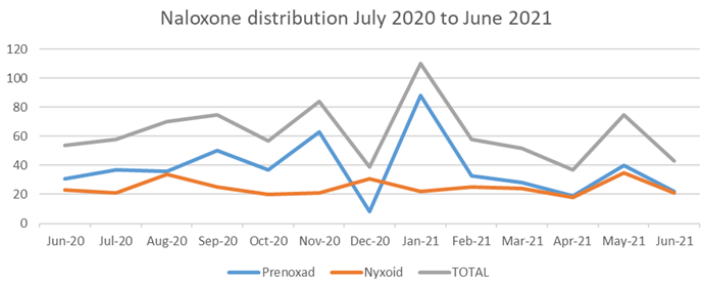
As services fully resume in the community with the easing of COVID-19 restrictions client numbers and individual health interventions have increased. Our new Perth metro mobile health clinic service will be launched over the next year. HCV case management and the health team will work closely to increase accessibility and support for consumers to engage in Hep C testing and treatment.

Health Clinic

A total of 910 new and returning clients were seen both in Perth and Bunbury (603 patients in Perth and 307 patients in Bunbury respectively). In Perth, approximately 67.5% of patients are returning patients. There was a significant increase in new patients in Perth and Bunbury (from 23.5% in July Dec 2020 to 38.5% in January – June 2021 for Bunbury and from 14% in July Dec 2020 to 41.5% in Jan – June 2021 for Bunbury). A total of 37 patients commenced treatment for hepatitis C in Perth and Bunbury (30 and 7 patients respectively).

A number of factors have contributed to the increase in new patients. Firstly, the new mobile health clinic and needle and syringe exchange van in the South West has been operational since November 2020. Secondly there has been an increase in nurse clinics on the mobile van in Busselton. Thirdly, a pharmaceutical company provided two GeneXpert machines for fingerprick HCV viral load testing which enabled patients to be tested for current HCV within an hour. Trained peer and outreach workers conduct fingerprick testing on the mobile van, at the fixed sites and in outreach. The availability of this quick testing method has significantly contributed to the increase in new patients and has made follow up for patients completing HCV treatment considerably easier.

In Memory Of our valued consumers Bobby & Ray, and Jude Byrne a fearless & passionate advocate for people who inject drugs.



INTERVENTION THEME	TOTAL
HCV Case Management Weekly check in	299
Home visit attended	167
Home visit attempted	67
Consumer transport	6
Venepuncture conducted/support	65
Venepuncture attempted	13
Dx re HCV testing and HCV Case Management	252
HCV Clinic / Outreach clinic home visit reschedule/reminder	610
HCV Treatment education	247
Medication Delivery	34